



## Service data bulletin

Instrument: GDS101

Date: 27.03.2009


Created by: Geir Theodorsen

**SUBJECT: Installing remote keyboard on GDS101 Echo sounder**




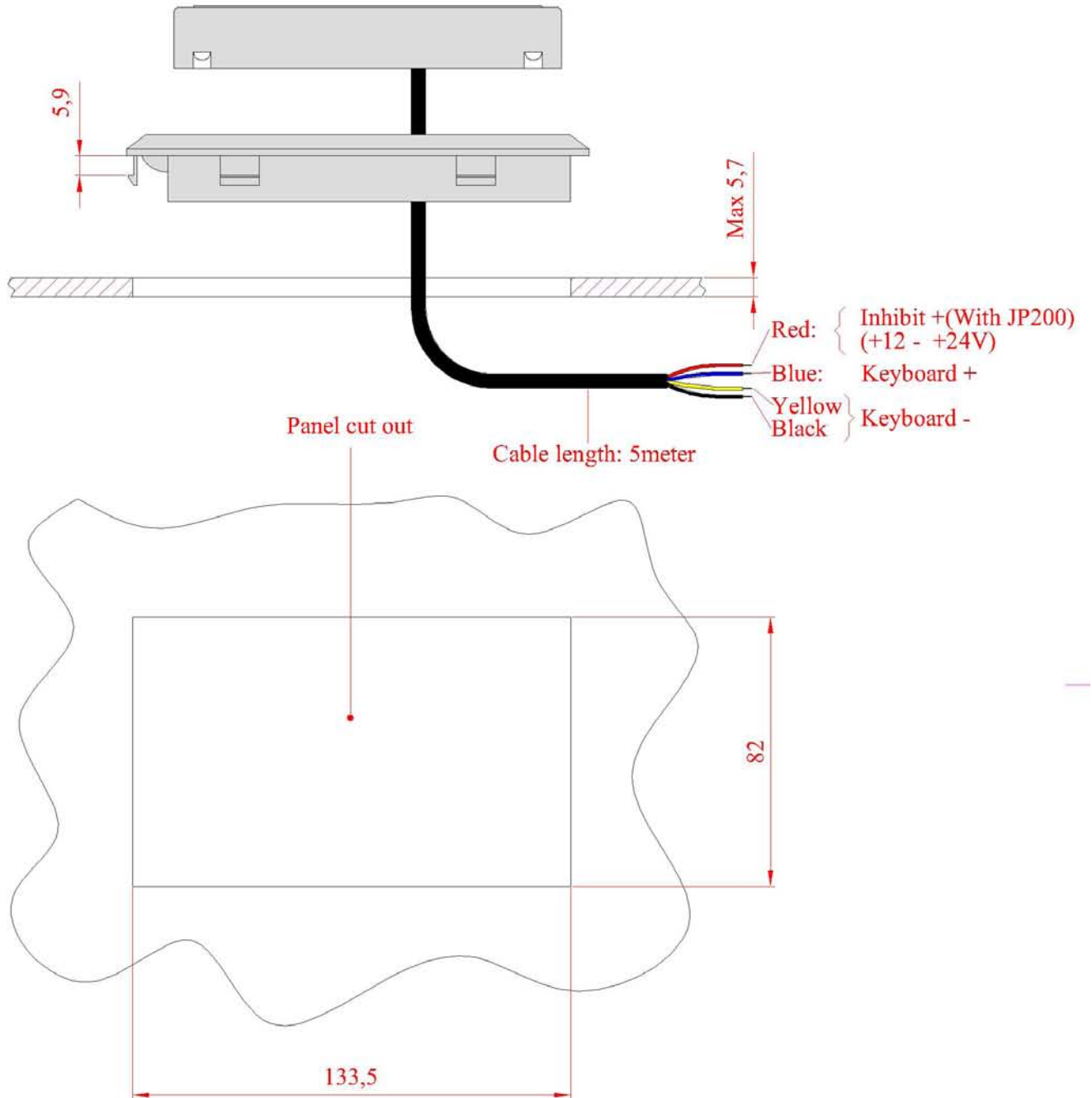
SKIPPER RP200  
Remote keyboard

The remote keyboard is connected to Keyb+, Keyb- and Inhib+.  
The Jumper JP200 must be in place (betwen Blue relay and black diode in picture)  
This jumper will provide 24V DC to Inhib+.



GDS101 Terminal board will normally not be supplied with pins for jumper and will need soldering.





Itemref	Quantity	Title/Name, designation, material, dimension etc			Article No./Reference	
Designed by A.Matre	Checked by XXX	Approved by - date XXX - 00/00/00	File name XXX	Date 2008.01.23	Scale	
SKIPPER Electronics A/S			Cut out RP200			
			TB-3017-Rev-00	Edition 0	Sheet 1/1	

1



4